

# INSTALLED SOUND MICROPHONES

CONFERENCE  
TECHNOLOGY  
MADE IN GERMANY



The boundary and gooseneck microphones for installation into tables and ceilings combine an elegant, discrete design with innovative technology and excellent beyerdynamic audio quality with optimal intelligibility of speech. Due to the innovative Scudio technology (Classis series), mobile phones can be used at the same time. The consistent quality is ensured in all installations.



# GOOD SOUND RIGHT FROM THE START

The purpose of a microphone is to convert the sound of the spoken word into an electrical signal. Sound and volume have to be synchronised perfectly, because a bad signal at the beginning of a sound system chain cannot be converted into a good signal anymore.

The beyerdynamic installation microphones ensure the uncompromising transmission of the spoken word and maximum intelligibility of speech.

## The advantages at a glance


- Maximum volume due to high gain before feedback
- Homogeneous sound properties due to low tolerances
- Absolute interference immunity due to Scudio™ technology (Classis series)
- Elegant, discrete design
- Quality product “Made in Germany”

## The advantage of low microphone tolerances in videoconferences

The advantage lies in the consideration of the whole! If multiple microphones are used in a videoconference, a homogenous audio signal of sound and volume for all microphones is essential, since the differences would have to be compensated complexly. Due to the inspection process selected by hand, beyerdynamic finds out low tolerances in the installation microphones and guarantees the user a high degree of volume and clarity in the videoconference.

## Scudio™ Technology

The Scudio™ technology includes many electrical and mechanical measurements to eliminate unwanted interferences from mobile phones. The patented shielding of the capsule is an important detail of all microphones. The interaction of all Scudio™ features ensures the optimal sound quality and intelligibility of speech of all microphones of the beyerdynamic Classis series.



# GOOSENECK MICROPHONES

The gooseneck microphones of the Classis series with an extremely small microphone head meet the requirements of design. The thin gooseneck of 6 mm with a mat black, non-glare surface can be discretely integrated into any installation. The improved cardioid polar pattern of the microphones ensures maximum volume due to

a high gain before feedback with excellent intelligibility of speech. The versatile series allows many kinds of application: the use with speaker's desks or altars, the use in conference systems, in studio and sound systems for mixing consoles and the use as stationary microphone in paging systems.



GM 306 GM 305 GM 304 GM 303



GM 315 GM 314

## Schwanenhalsmikrofone mit 3-poligem XLR-Stecker

### Classis GM 303

#### Classis GM 303 S (with switch)

Length 300 mm (12"), completely flexible gooseneck

### Classis GM 304

#### Classis GM 304 S (with switch)

Length 400 mm (16"), flexible gooseneck at the top and bottom, rigid tube in the middle

### Classis GM 305

#### Classis GM 305 S (with switch)

Length 500 mm (20"), flexible gooseneck at the top and bottom, rigid tube in the middle

### Classis GM 306

Length 600 mm (24"), flexible gooseneck at the top and bottom, rigid tube in the middle



The green LED of the slide switch indicates if the microphone is turned on.

## Gooseneck microphones with externally controlled LED ring and 5-pin male XLR connector

### Classis GM 314

Length 400 mm (16"), flexible gooseneck at the top and bottom, rigid tube in the middle

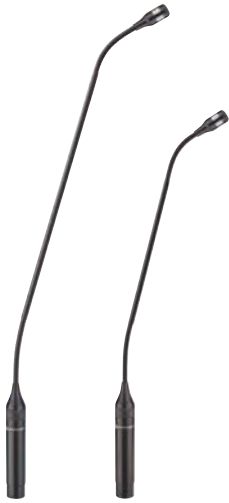
### Classis GM 315

Length 500 mm (20"), flexible gooseneck at the top and bottom, rigid tube in the middle

For beyerdynamic conference systems, the microphones are also offered without preamplifier.



The LED ring is externally controlled via the 5-pin male XLR connector. It signals, for example, if the microphone is turned on.



GM 315 S GM 314 S

### Gooseneck microphones with LED ring, switch and 3-pin male XLR connector

#### Classis GM 314 S

Length 400 mm (16"), flexible gooseneck at the top and bottom, rigid tube in the middle

#### Classis GM 315 S

Length 500 mm (20"), flexible gooseneck at the top and bottom, rigid tube in the middle



### Microphone base for different applications

The handy microphone base is available in two versions for gooseneck microphones with (5-pin version) or without (3-pin version) an LED ring. The on-off button is backlit to display the status. Standard applications include the use with lecterns, podiums or announcements. In conjunction with a DSP device (Digital Signal Processor) several GMB 35 S 5-pin versions can be used as conference system.



### Miniature microphone

#### Classis GM 301

Miniature gooseneck microphone GM 301.18, length 100 mm (4"), 4-pin female mini XLR connector, CVE 301.18 preamp and blind cover

The microphone can be connected via the 4-pin female mini XLR connector to the CVE 301.18 power supply, which also serves as mounting holder with low frequency isolation. When the microphone is not connected, the connection can be protected by using the cover cap. The microphone is used in videoconferences or in training rooms with distance learning.



### Wireless solution

For lecture hall applications there is an easy to handle solution when the GM 301.18 microphone is used with a backpack transmitter of the Opus or Synexis wireless series.

When stored in the charger the set will always be ready for use and when needed, it can be placed in the breast pocket of the speaker.

## T-Version with smart accessories for different applications

The T-version features extensive mounting accessories. Depending on the application the microphone can be mounted on a stand, tabletop or speaker's desk.

### Classis GM 305 T

Length 500 mm (20"), flexible gooseneck on top and bottom, rigid tube in the middle, external M18x0.75 thread, connecting cable 2.5 m with 4-pin female mini XLR socket, incl. CVE 305.18 power supply, cover cap and ZSH 305 base plate.



GM 305 T

### Detailed mounting accessories

#### Stand mounting

Cover cap with 5/8" internal thread incl. 3/8" adapter for stand mounting (supplied accessory)



#### Base plate

ZSH 305 base plate for permanent installation on tables, speaker's desks etc. (supplied accessory)



#### Low frequency isolation

ZSA 305 mounting adapter for ZSH 20 holder with low frequency isolation, cable outlet at the bottom (optional accessory)



## Wireless gooseneck microphone

You can use the GM 305 T gooseneck microphone in wireless applications when flexibility is required – for example for speaker's desks. The connecting cable can be connected to the beltpack transmitters of the Opus and Synexis wireless series. The microphone is then powered by the beltpack transmitter.



# BOUNDARY MICROPHONES

The discrete, almost invisible microphones for installations into tables or ceilings integrate into different materials and surfaces in the colours black (B), white (W) and silver (SE). Elastic rings achieve an efficient attenuation of unwanted mechanical vibration.

They are connected via a 3-pin male XLR connector. The microphones are used in tele/video conferences, discussion rounds, for room monitoring or level measurement.

## Classis BM 32 B / W / SE

Boundary microphone (semi-cardioid), recommended for table installation. The semi-cardioid polar pattern pointing forward and upwards increases the gain before feedback and reduces the amount of diffuse room sound.

For beyerdynamic conference systems the BM 32 E (black) is offered without preamp.



## Classis BM 33 B / W / SE

Semi-spherical polar pattern, recommended for installations into ceilings or tables. The high sensitivity ensures a sufficient output level even when the distance is big.



BM 33 "hanging installation"



BM 32 "table installation" with BMR

## Classis BM 34 B / W / SE

Semi-cardioid polar pattern, with bass roll-off, recommended for table installation. Integrated filter to reduce lowfrequency mechanical vibration (picture as BM 32).



BM 32 "table installation" with BMR

The BMR LED ring is an accessory for all Classis boundary microphones. It is used to indicate the status in tele or video conferences and illuminates in different colours. The BMR LED ring is controlled via a media control system, the logic output of a DSP mixer or a video conference system.




## MPC 65 and MPC 66 Boundary Microphones

The MPC 65 / 66 series consists of small, discreet condenser boundary microphones. The balanced frequency response and the discreet design provide a variety of applications: The microphones can be used for lecterns, altars, discussions, tele conferences or live and theatre applications.



**MPC 65 V sw**  
The half-cardioid polar pattern increases the gain before feedback and reduces the diffuse room noise. Comes with bare-ended connection cable.



**MPC 66 V sw**  
Half-spherical polar pattern: The high sensitivity results in a sufficient output level even when miking from a distance. Comes with bare-ended connection cable.

## MPC 67 Boundary Microphone

The MPC 67 boundary microphone combines a number of different functions in a small, discreet housing. Depending on the application there are three operating modes you can select: ON-OFF, Push-To-Talk and Push-To-Mute. Furthermore, the frequency response can be set in three stages: linear or a two-stage roll-off filter to compensate low-frequency noise.

The MPC 67 is operated via a silent membrane key and a super bright LED displays the ready-to-speak status. It is ideal for discussions, tele/video conferencing or distance learning. The MPC 67 RC provides the additional feature of an external operator use or the microphone itself can send a control command. Both models are fitted with a mini XLR connection.



**MPC 67 sw**  
Half-cardioid polar pattern, including cable with 3-pin male XLR connector.

**MPC 67 RC sw**  
Half-cardioid polar pattern, including cable with 5-pin male XLR connector. Remote control possible.

## MPC 70 USB Boundary Microphone

The MPC 70 USB microphone is suitable for the connection to computers and laptops. Depending on the application you can choose between the operating modes ON-OFF, Push-To-Talk and Push-To-Mute. Furthermore, the frequency response can be set in two stages: linear or roll-off filter to compensate low-frequency noise.

The switchable gain compensates loud or quiet speakers or small or big distances between microphone and speaker. It is ideal for the audio recording of conferences and meetings with a maximum of 10 participants or for web conferences and discussions.



**MPC 70 USB**  
Half-spherical polar pattern, connection cable with USB connector type B, 3 m long.



## Conference and Recording

If meetings are to be recorded, the steno-s conference and recording software is ideal to complement the MPC 70 USB boundary microphone. With just one mouse click steno-s will easily record all discussions on a PC during your meeting.



For more information please visit [www.steno-s.com](http://www.steno-s.com)



## Stegos Wireless Boundary Microphone System

The wireless Stegos TB boundary microphone features a long operating time of more than 14 hours with a short charging time. It is safe against unauthorised listening and immune against radiation of mobile phones. It is suitable for stand-alone operation,

individual control via software or the connection to a media control system. A maximum of four Stegos TB boundary microphones can be operated with one Stegos RS receiver. Stegos is used for video conferences and small meetings and discussions.



Stegos RS

Stegos TB

### Stegos TB

Wireless boundary microphone, including power adapter for charging or operation.

### Stegos RS

Receiver for wireless boundary microphones, including antennas, cable set for all standard video conference systems, USB cable and configuration software.

## OVERHEAD MICROPHONES

The miniature microphones for permanent or hanging installations to ceilings allow almost invisible solutions. The short, flexible gooseneck allows an optimal positioning to the speaker and precise recording. The Classis OM microphones

are used for ceiling installations in conference rooms, in tele/video conferences, in training rooms with distance learning, for recording minutes and similar applications.

### Classis OM 302

Supercardioid polar pattern, for permanent installations into ceilings with standard installation sockets.

### Classis OM 304

Supercardioid polar pattern, for hanging installations into ceilings with standard installation sockets.

The thin 8 m (26,2 ft) long twist-safe cable can be shortened and allows a discrete positioning of the microphone in any height.



Cable length can be up to 8 m (26.2 ft)

# MICROPHONES WITH REVOLUTO TECHNOLOGY

## MPR 210 and MPR 211 Desktop Microphone

The microphones with Revoluto technology combine optimal intelligibility of speech and maximum freedom of movement. Due to their elegant, discreet design, the microphones are ideal for tele or video conferencing, holding presentations on a lectern, panel discussions, meetings, conferences and when the microphone is mounted to the ceiling, it is suitable for distance learning.



MPR 210 W

MPR 210 B

MPR 211 B



### MPR 210 B / W

The desktop microphone with Revoluto technology is available with a black Alexit or white standard coating.

### MPR 211 B

The compact desktop microphone with programmable microphone button and connections for external control is available with a black Alexit coating.

## Revoluto Technology

Thanks to the Revoluto technology, the microphone units offer an exceptionally large voice range, whilst maintaining high sound quality. The Revoluto principle is based on a patented microphone array technology, whereby microphone capsules are arranged in series. This creates a corridor characteristic, which results in a much larger voice range than the standard cardioid polar pattern of gooseneck microphones.



Great freedom of movement – volume and sound quality remain the same whether sitting or standing.



No fading in and out when you move your head to the left or right.



The speaker can be close to the microphone or lean backwards without audible sound variations.



The discreet installation to the ceiling allows an optimal voice recording without background noise.

# ACCESSORIES



## ST 600

Microphone stand with heavy foot, 3/8" thread, adjustable height 0.87 - 1.575 m



## ZSH 210

Stand mount for MPR 210/211 microphones, 5/8" thread, 3/8" adapter, mat black



MPR 211 mounted with ZSH 210 on a stand



## ZSH 20

Elastic holder for gooseneck microphones with male XLR connector, flush-mount, black, with counter nut



## ZSA 305

Mounting adapter for GM 305 T, suitable for ZSH 20 holder



## GMB 33 S

Microphone base with 3-pin female XLR connector for gooseneck microphones and 3-pin male connector at the rear of the housing, on-off button backlit



## GMB 35 S

Microphone base with 5-pin female XLR connector for gooseneck microphones with LED ring and 5-pin male connector with logic inputs and outputs at the rear of the housing, on-off button backlit



## BMR

RGB indication ring for Classis BM / MPC series installation boundary microphones, including mounting kit



## Stegos CB

Charger for wireless Stegos TB boundary microphone, integrated magnets to connect several chargers mechanically

